






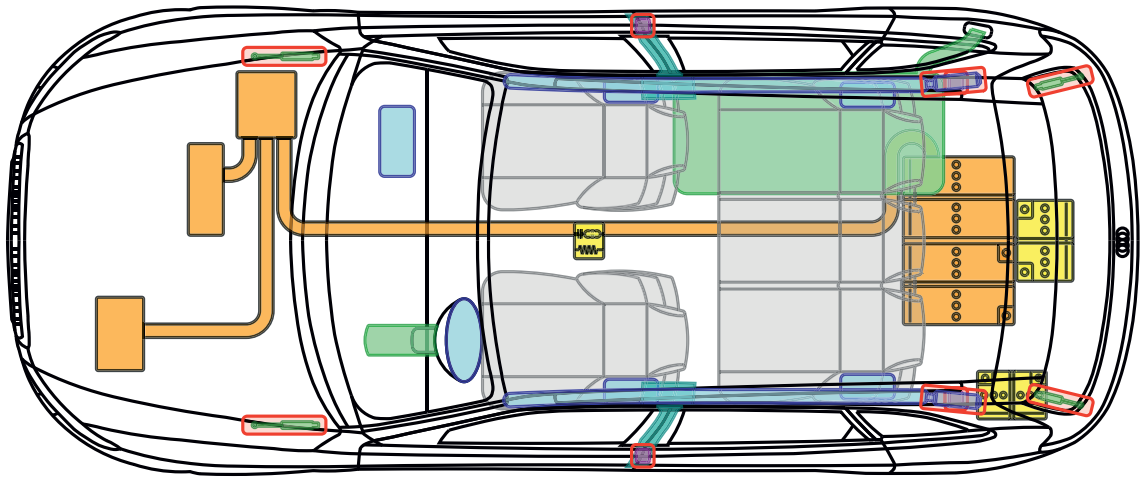
Rescue Sheet standard translation (Italian)

 <p>Airbag</p>	 <p>Rinforzi strutturali della carrozzeria</p>	 <p>Centralina di controllo</p>	 <p>Generatore di gas</p>
 <p>Molle a gas</p>	 <p>Batteria</p>	 <p>Protezione attiva anti-ribaltamento</p>	 <p>Tenditore della cintura di sicurezza</p>
 <p>Pretensionatore della cintura di sicurezza</p>	 <p>Serbatoio carburante</p>	 <p>Serbatoio (GPL o Metano)</p>	 <p>Valvola di sicurezza (GPL o Metano)</p>
 <p>Componenti ad alta tensione</p>	 <p>Componenti o cavi ad alta tensione</p>	 <p>Punto di disconnessione della batteria ad alta tensione</p>	 <p>Batteria ad alta tensione</p>
 <p>Sensore meccanico</p>			

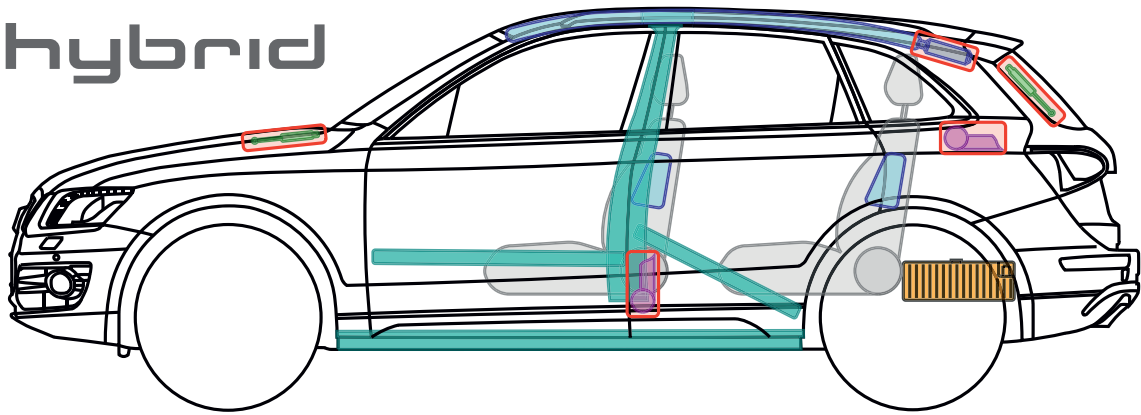


▶ Audi Q5 hybrid quattro









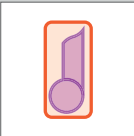


from 2011



hybrid



Legend

	Airbag		Reinforcement		Control module		High-voltage battery
	Gas generator		Rollover protection		12 V battery		High-voltage leads/components
	Pretensioner		Gas-pressure damper		Fuel tank		


This document is a subject to the copyright of AUDI AG, Ingolstadt. Any duplication, distribution, storage, communication, broadcast and reproduction or transmission of the contents without written approval from AUDI AG is prohibited.

Audi Q5 hybrid quattro

from 2011

Identifying feature

The Audi Q5 hybrid quattro can be identified by means of the „hybrid“ logo.



Engine compartment



Instrument cluster



Wing



Door sill trim strip

Hints



In the case of accidents in which the airbags are deployed, the high-voltage system is deactivated.

In the case of accidents with deployed/undeployed airbags

- ▶ Place Vehicle in Park and set parking brake
- ▶ Switch off the ignition
- ▶ Disconnect the negative terminals of the 12V battery



The electric motor is silent!



It may not be possible to detect that the car is ready to go by the noises it makes when in operation, as the electric motor is silent. If the large needle in the dial on the left of the instrument cluster (power metre) is not on „OFF“ (for example on the „READY position), you have to expect that the electric motor may run or the internal combustion engine may start automatically.

Switch off the ignition



With the ignition switched on and the key in the ignition:

Switch off the ignition by pressing the key into the ignition lock **without** depressing brake pedal. Pull out the key.



With the ignition switched on and the key not in the ignition (possible with the convenience key):

Press START ENGINE STOP button **without** depressing brake pedal. If possible, take the convenience key outside the transmission range of the vehicle (5 meter).



Risk of Injury: By pressing the key/the START ENGINE STOP button with depressing brake pedal, the engine starts!



▶ Audi Q5 hybrid quattro

from 2011

Disconnect the negative terminals of the 12V batteries

Option A:

Release the luggage compartment floor by means of the screws indicated by the arrows (screwdriver in the car tool kit) Disconnect the ground cables from both 12V batteries (picture on right)

Option B:

Lever up the luggage compartment floor by inserting a crowbar at the points indicated. Lift up the luggage compartment floor. Disconnect the ground cables from both 12V batteries (picture on right)



Identification of the high-voltage components

Identification of the high-voltage battery



Identification of the The high-voltage battery is located under the luggage compartment floor.

It is a lithium-ion battery.

Identification of the remaining high-voltage components



All the high-voltage leads and the high-voltage connections are provided with orange insulation. These items must not be disconnected or damaged.